

Haus 2

Studio 5 Ton Süd Stage 5

Grundriss M 1:200 @A3
Floor Plan 1:200

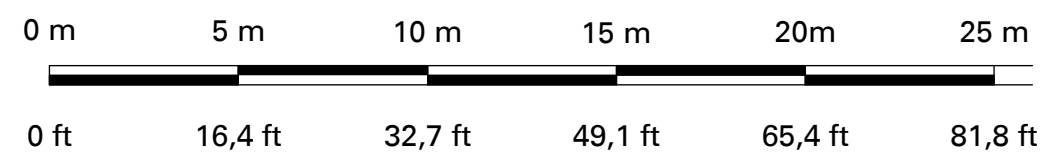
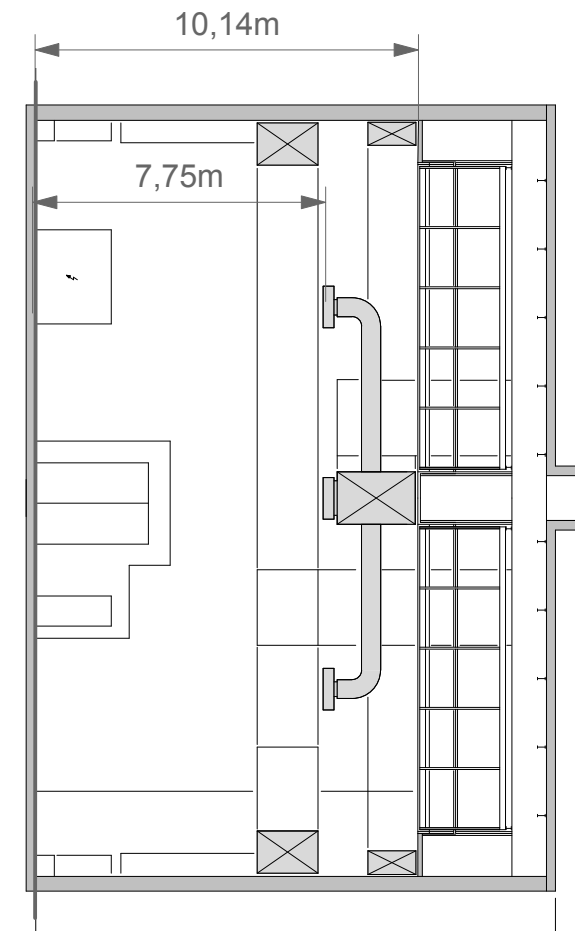
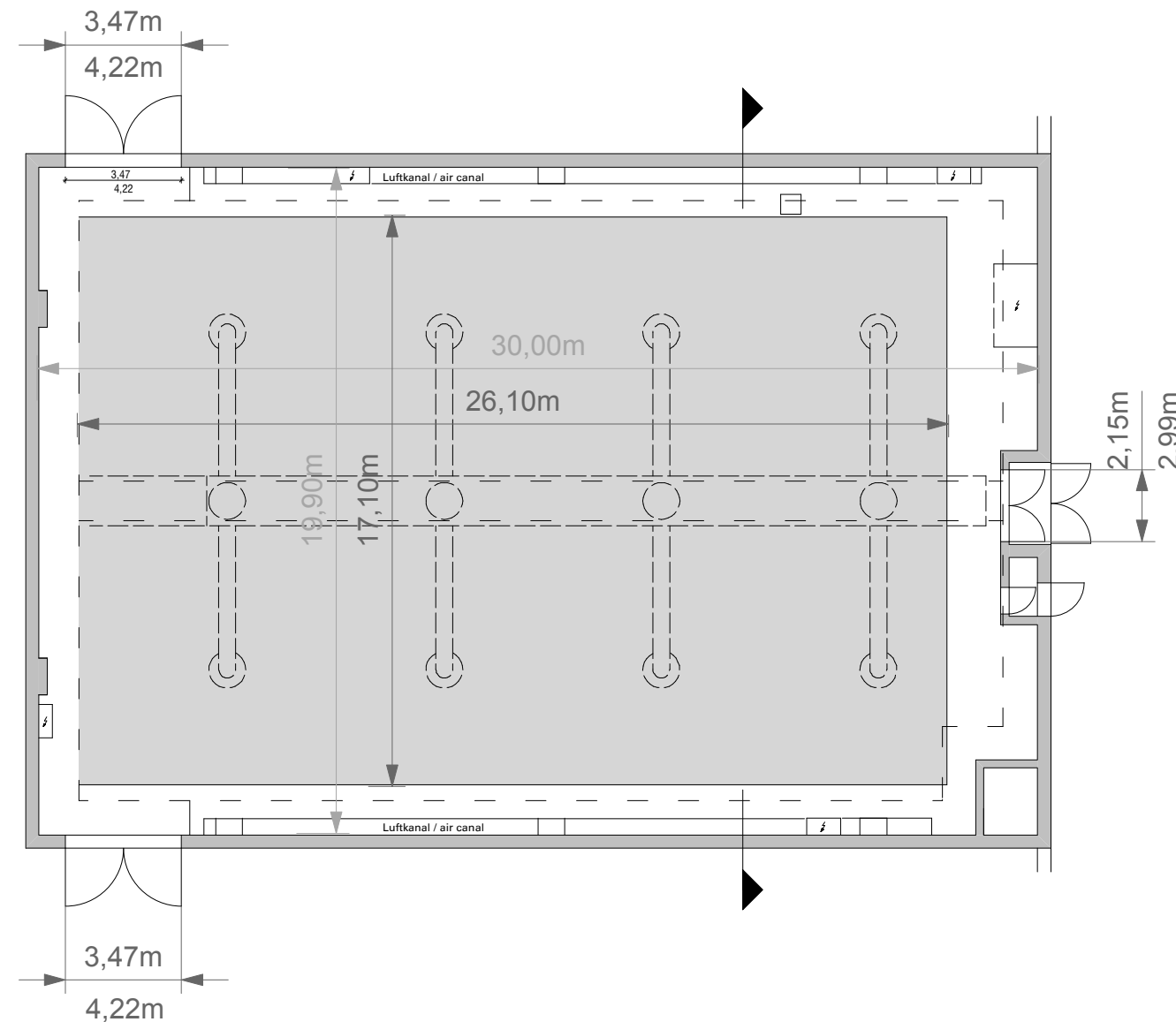
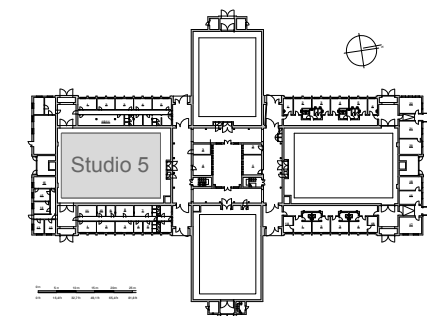
Studiofläche ges. 600m²
Total Area 6458ft²

Baufläche 26,10 x 17,10m
Construction Area 85,61 x 56,09ft

Bauhöhe max. 7,75m
Construction Height 25,42ft

max. Bodenbelastung 1000kg/m²
max. Floor Load Capacity 200lb/ft²

Alle Maße sind vor Ort zu prüfen.
All measurements are to be checked on site.



Ton Nord
Studio 5
Baufläche 26,10 x 17,10m
Bauhöhe max. 7,75 xm
Stage 5
Construction Area 85,61 x 56,09ft
Construction Height 25,42ft

Kontakt:
Contact: Stage Rental

Studio Babelsberg AG
Studio- und Atelierbetrieb
August-Bebel-Straße 26-53
14482 Potsdam

+49 (0) 331 / 721 21 06
StageRental@studiobabelsberg.com

www.studiobabelsberg.com